

# PRODUCT INFORMATION PACKET

Model No: 184TTFW16040  
Catalog No: E2138  
5,1800,TEFC,184T,3/60/575  
Totally Enclosed Fan Cooled (TEFC)



Regal and Marathon are trademarks of Regal Beloit Corporation or one of its affiliated companies.  
©2018 Regal Beloit Corporation, All Rights Reserved. MC017097E



### Nameplate Specifications

Output HP	<b>5 Hp</b>	Output KW	<b>3.7 kW</b>
Frequency	<b>60 Hz</b>	Voltage	<b>575 V</b>
Current	<b>5.1 A</b>	Speed	<b>1760 rpm</b>
Service Factor	<b>1.15</b>	Phase	<b>3</b>
Efficiency	<b>89.5 %</b>	Duty	<b>Continuous</b>
Insulation Class	<b>F</b>	Design Code	<b>B</b>
KVA Code	<b>J</b>	Frame	<b>184T</b>
Enclosure	<b>Totally Enclosed Fan Cooled</b>	Overload Protector	<b>No</b>
Ambient Temperature	<b>40 °C</b>	Drive End Bearing Size	<b>6206</b>
Opp Drive End Bearing Size	<b>6205</b>	UL	<b>Recognized</b>
CSA	<b>Y</b>	CE	<b>Y</b>
IP Code	<b>43</b>		

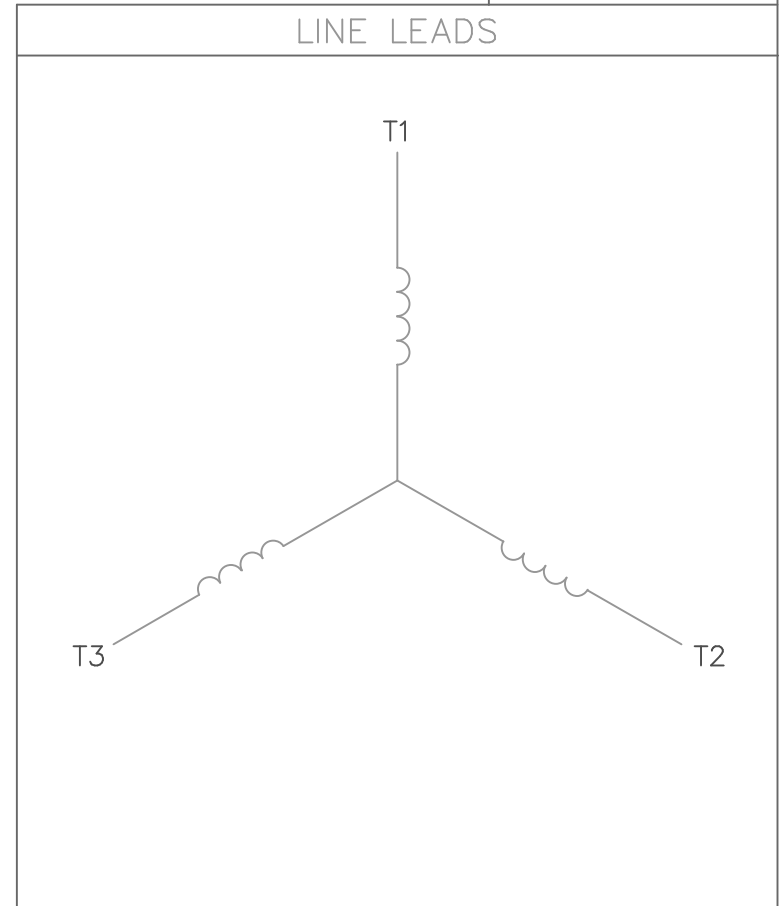
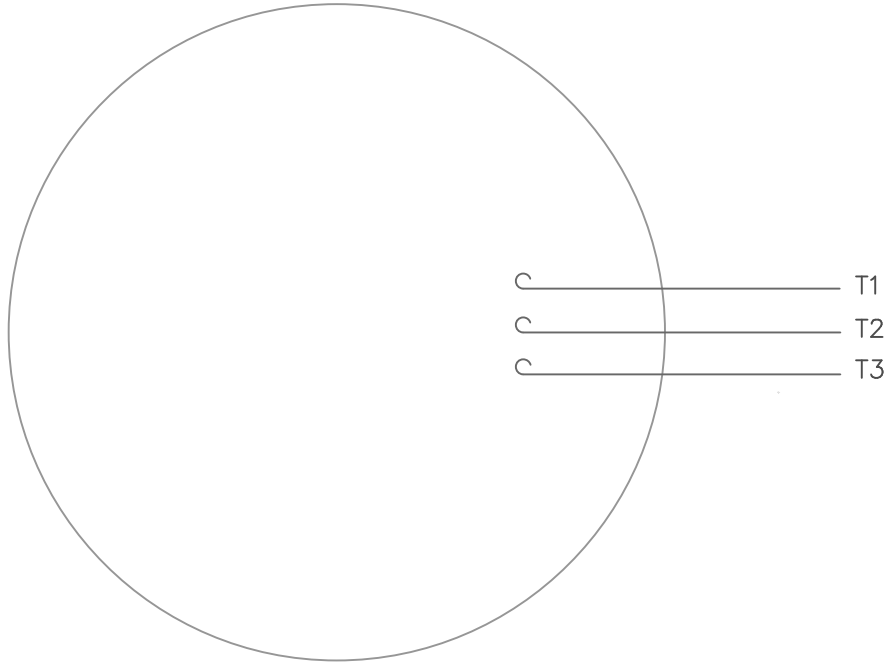
### Technical Specifications

Electrical Type	<b>Squirrel Cage Inverter Rated</b>	Starting Method	<b>Line Or Inverter</b>
Poles	<b>4</b>	Rotation	<b>Reversible</b>
Mounting	<b>Rigid base</b>	Motor Orientation	<b>Horizontal</b>
Drive End Bearing	<b>Ball</b>	Opp Drive End Bearing	<b>Ball</b>
Frame Material	<b>Rolled Steel</b>	Shaft Type	<b>T</b>
Overall Length	<b>14.97 in</b>	Frame Length	<b>9.50 in</b>
Shaft Diameter	<b>1.125 in</b>	Shaft Extension	<b>2.81 in</b>
Assembly/Box Mounting	<b>F1/F2 Capable</b>		
Outline Drawing	<b>035536-950</b>	Connection Diagram	<b>005102.01ME</b>

This is an uncontrolled document once printed or downloaded and is subject to change without notice. Date Created: 06/29/2018



VIEW FROM OUTSIDE OF MOTOR AT SWITCH END.



CONNECT LEADS AS FOLLOWS  
FOR FOUR CONDUCTOR CORD ( )

CORD	L1 (RED)	L2 (WHITE)	L3 (BLACK)	(GREEN)
MOTOR	T1	T2	T3	GROUND

				TOLERANCES UNLESS SPECIFIED				DRAWN RDW 5/1/02		
				DEC.	INCHES			CHK		
				.X	±.1			APPD		
				.XX	±.01			SCALE 1=1		
				.XXX	±.005			REF		
				.XXXX	±.0005	MAT'L. DECAL - 004169		FMF		
NO.	REVISION	BY & DATE	CHK	ANG	±1/2'	FINISH		PREV		
THIS DRAWING IN DESIGN AND DETAIL IS OUR PROPERTY AND MUST NOT BE USED EXCEPT IN CONNECTION WITH OUR WORK ALL RIGHTS OF DESIGN AND INVENTION ARE RESERVED THIS IS AN ELECTRONICALLY GENERATED DOCUMENT - DO NOT SCALE THIS PRINT				RFP	5/1/02	CAD FILE 00510201ME		SIZE	DRAWING NO.	REV.
				DIST				A	005102-01ME	



Data Sheet

Date: 29-06-2017  
 Customer: \_\_\_\_\_  
 Attention: \_\_\_\_\_  
 Submitted by: FAREEDA DUDEKULA

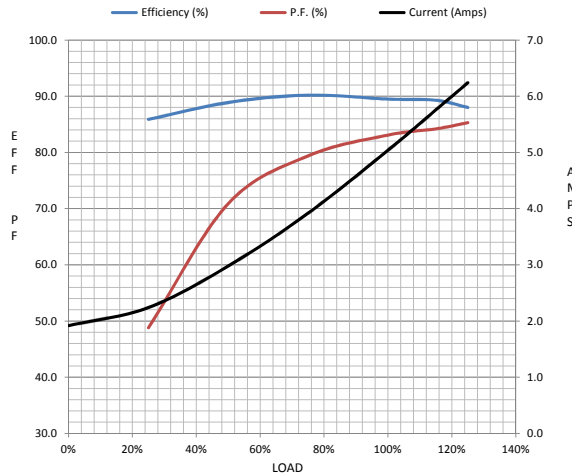


184TTFW16040

Submittal  
 Data @ 575 V

Motor Load Data									
Load	0%	25%	50%	75%	100%	115%	125%	LR	
Current (Amps)	1.92	2.24	2.98	3.9	5.0	5.8	6.2	39.2	
Torque (ft-lb)	0.00	3.7	7.4	11.1	15.0	17.4	18.8	30.1	
RPM	1800	1790	1779	1768	1760	1,747	1742	0	
Efficiency (%)		85.9	88.9	90.2	89.5	89.3	88.0		
P.F. (%)	6.8	48.8	70.9	79.4	83.1	84.2	85.3	0.0	

Motor Speed Data						Information Block	
	LR	Pull-Up	BD	Rated	Idle		
Speed (RPM)	0	900	1656	1760	1800	HP	5.0
Current (Amps)	39.2	36.1	23.5	5.0	1.92	Sync. RPM	1800
Torque (ft-lb)	30.1	29.8	50.2	15.0	0.00	Frame	184



Enclosure	TEFC			
Construction	TFW			
Voltage	575 V			
Frequency	60 Hz			
Design	B			
LR Code letter	J			
Service Factor	1.15			
Temp Rise @ FL	65 ° C			
Duty	CONT			
Ambient	40 ° C			
Elevation	1,000 feet			
Rotor/Shaft wk²	0.49 Lb-Ft²			
Ref Wdg	T84170 FR			
Sound Pressure @ 1M	55 dBA			
VFD Rating	CONSTANT 10:1			
Outline Dwg	035536-950			
Conn. Diag	005102.01ME			
Additional Specifications:				
0				
365THFS8036				
EQUIV CKT (OHMS / PHASE)				
R1	R2	X1	X2	Xm
0.0000	0.0000	0.0000	0.0000	0.0000

